

FALL 2010 INSTITUTIONAL FACT SHEET

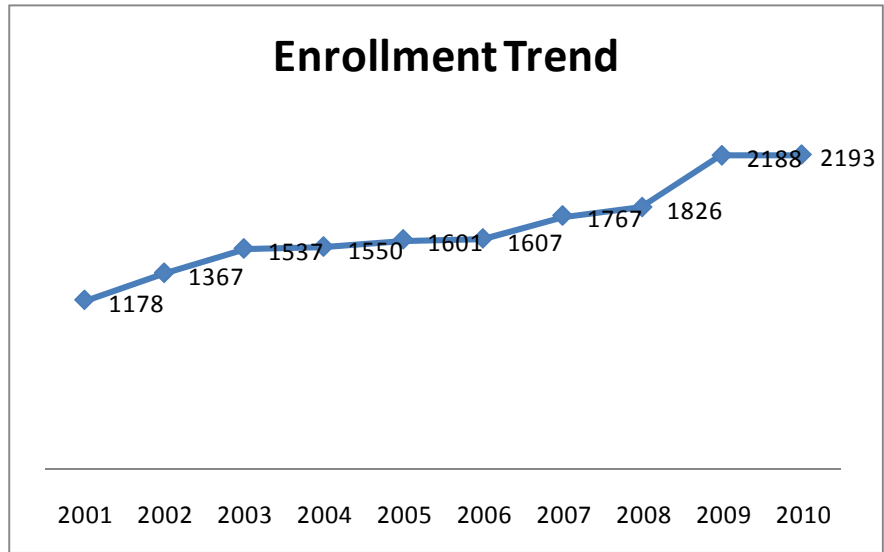


Prepared by the Division for Institutional Effectiveness
American Samoa Community College

FALL 2010 ENROLLMENT

Enrollment for Past Ten Years

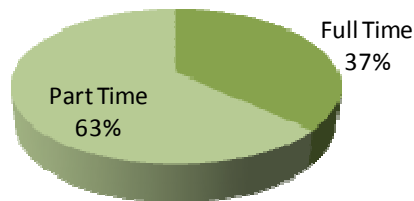
Fall Enrollment	Unduplicated Head Count
2001	1178
2002	1367
2003	1537
2004	1550
2005	1601
2006	1607
2007	1767
2008	1826
2009	2188
2010	2193



Part Time/Full Time Status

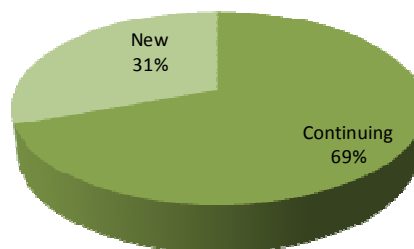
Full Time	811
Part Time	1382

Enrollment by Part Time/ Full Time Status



Enrollment by New/Continuing Status

New/Continuing Status	
Continuing	1522
New	671

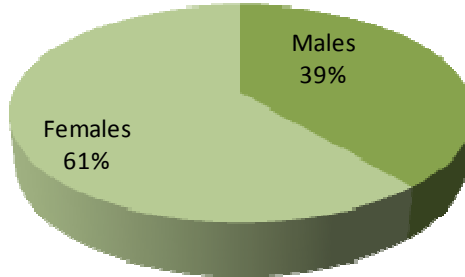


FALL 2010 DEMOGRAPHICS

Male/Female Count

Males	853
Females	1340

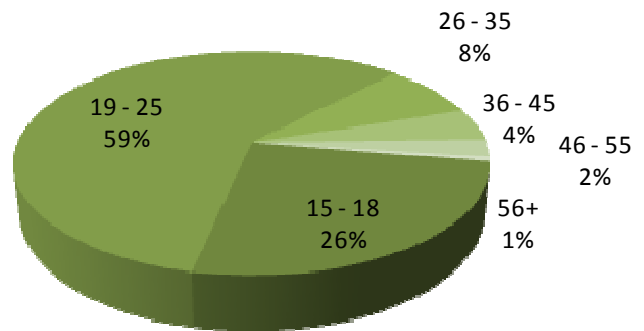
Enrollment by Gender



Enrollment by Age Group

15 - 18	561
19 - 25	1289
26 - 35	173
36 - 45	100
46 - 55	55
56+	15

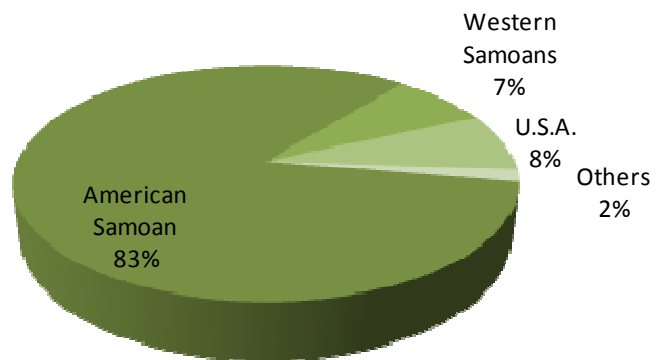
Enrollment by Age Group



Enrollment by Citizenship

American Samoan	1821
Western Samoans	163
U.S.A.	173
Others	36

Enrollment by Citizenship



STUDENT MAJORS

Accounting	124
Accounting/Business Management	18
Accounting/Civil Engineering Technology	1
Accounting/Education	3
Agribusiness	5
Architectural Drafting	27
Architectural Drafting/Art	1
Architectural Drafting/Electronics	2
Art	43
Art/Music	2
Automotive Mechanics	4
Automotive Mechanics/Automotive Body Repair	1
Business Management	65
Business Management/Electronics	1
Certificate in Auto Body Repair	8
Certificate in Accounting	2
Certificate in Auto Technology/Electronics	1
Certificate in Automotive Mechanics	3
Certificate in Automotive Mechanics/General Agriculture	1
Certificate in Automotive Technology	10
Certificate in Carpentry	4
Certificate in Civil Engineering Technology	4
Certificate in Computer Systems	4
Certificate in Diesel Engines	1
Certificate in Electrical Technology	7
Certificate in Electrical Technology/Electronics	1
Certificate in Electronic Communication Systems	2
Certificate in Electronics	1
Certificate in Guidance & Counseling/Human Services	1
Certificate in ICT	5
Certificate in Marine Options Program	1
Certificate in Network Computing	1
Certificate in Office Administration Technology	1
Certificate in Practical Nursing	119
Certificate in Practical Nursing/Accounting	3
Certificate in Practical Nursing/Business Management	1
Certificate in Practical Nursing/Education	3
Certificate in Practical Nursing/Family & Consumer Science	1

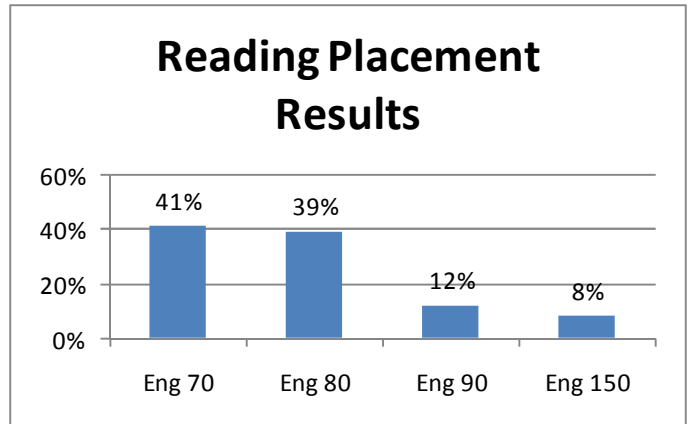
Certificate in Practical Nursing/Marine Science	1
Certificate in Practical Nursing/Natural Resources	1
Certificate in Welding	3
Civil Eng. Tech./Electronics/Auto Tech./Cert. Electronics	1
Civil Engineering Technology	26
Civil Engineering Technology/Music	1
Criminal Justice	158
Criminal Justice/Business Management	1
Criminal Justice/Certificate in Automotive Tech.	1
Criminal Justice/Certificate in Criminal Justice	1
Criminal Justice/Certificate in Practical Nursing	1
Criminal Justice/Education	4
Criminal Justice/General Agriculture	1
Criminal Justice/Pre-Law	10
Criminal Justice/Samoan Studies	2
Education	183
Education/Criminal Justice/Pre-Law	1
Education/Samoan Studies	2
Electronics	27
Family and Consumer Service	6
Forensic Science	5
General Agriculture	27
General Agriculture/Natural Resources	3
Health Science	34
Health Science/CT-Practical Nursing	12
Health Science/Electronics	1
Health Science/Forensic Science	1
Human Services	13
Human Services/Health Science	1
Liberal Arts	831
Liberal Arts/Accounting	12
Liberal Arts/Accounting/Business Management	2
Liberal Arts/Accounting/Samoan Studies	1
Liberal Arts/Architectural Drafting	3
Liberal Arts/Art/Education	1
Liberal Arts/Arts	4
Liberal Arts/Automotive Mechanics	1
Liberal Arts/Business Management	4
Liberal Arts/Cert-Electronic Communications	1

Liberal Arts/Certificate in Automotive Technology	1
Liberal Arts/Certificate in Electronic Computer Systems	1
Liberal Arts/Certificate in Practical Nursing	15
Liberal Arts/Civil Engineering Technology	3
Liberal Arts/Civil Engineering Tech/Cert. in CET	1
Liberal Arts/Criminal Justice	22
Liberal Arts/Education	49
Liberal Arts/Education/FAM	1
Liberal Arts/Education/Human Services	2
Liberal Arts/Education/Pre-Law	1
Liberal Arts/Education/Samoan Studies	4
Liberal Arts/Electronics	5
Liberal Arts/FAM/Certificate in Practical Nursing	1
Liberal Arts/Family & Consumer Science	1
Liberal Arts/General Agriculture	3
Liberal Arts/Health Science	5
Liberal Arts/Human Services	5
Liberal Arts/Marine Science	9
Liberal Arts/Music	1
Liberal Arts/Natural Resources	2
Liberal Arts/Political Science	1
Liberal Arts/Pre Law	24
Liberal Arts/Pre-Law/Criminal Justice	6
Liberal Arts/Samoan Studies	13
Marine Sciences	18
Music	19
Natural Resources	7
Nursing	9
Office Administration & Technology (OAT)	3
Political Science	10
Pre Law	43
Pre-Law/Forensic Science	1
Samoan Studies	14
Samoan Studies/Certificate in Samoan Studies	1
Self Enrichment (Non-Degree Seeking)	22

PLACEMENT RESULTS FOR FALL 2010

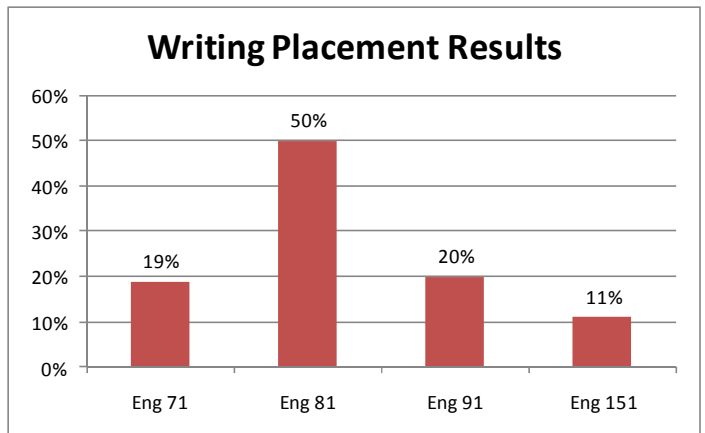
Reading Placements

Subject	Placement	%
Eng 70	177	41%
Eng 80	167	39%
Eng 90	52	12%
Eng 150	36	8%
TOTAL	432	100%




Writing Placements

Subject	Placement	%
Eng 71	81	19%
Eng 81	218	50%
Eng 91	87	20%
Eng 151	46	11%
TOTAL	432	100%



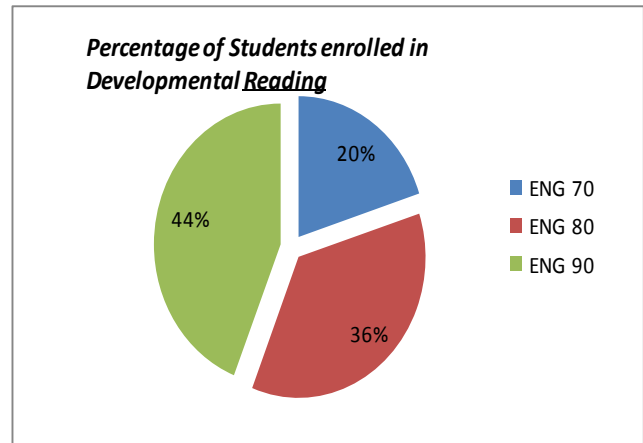
Math Placements

Subject	Placement	%
Math 80	421	97%
Math 90	3	1%
Math 151/155	3	1%
Math 155/250	2	0.46%
TOTAL	433	100%

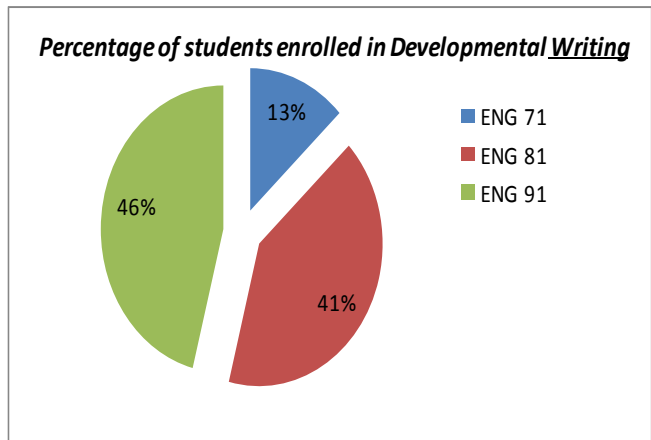


DEVELOPMENTAL COURSE ENROLLMENT– FALL 2010

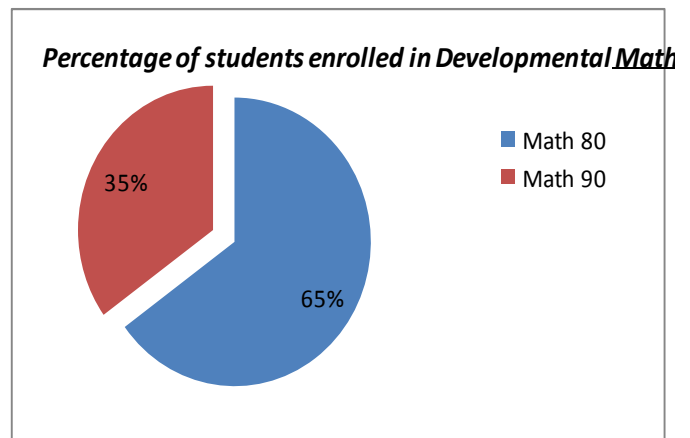
Reading		
Reading Courses	# of Students	Percentage
ENG 70	86	20%
ENG 80	159	36%
ENG 90	192	44%
TOTAL	437	100%



Writing		
Writing Courses	# of Students	Percentage
ENG 71	52	13%
ENG 81	164	41%
ENG 91	186	46%
TOTAL	402	100%



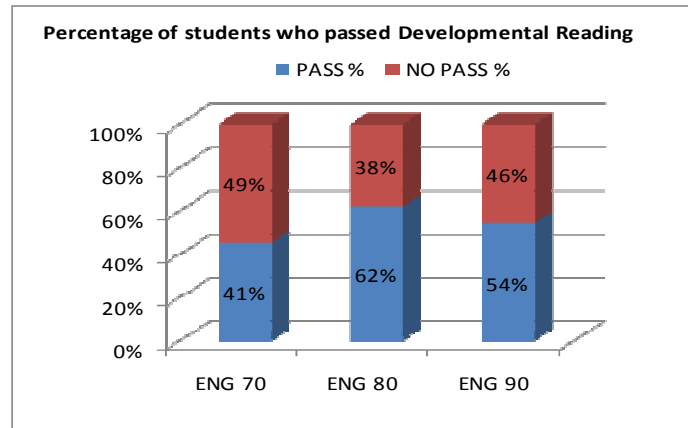
Mathematics		
Math Courses	# of Students	Percentage
Math 80	351	65%
Math 90	192	35%
TOTAL	543	100%



DEVELOPMENTAL SUCCESS– FALL 2010

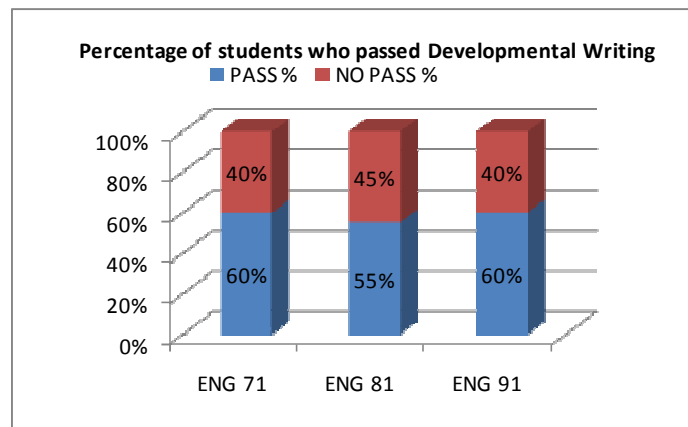
Developmental Reading Success Rates for

Reading	PASS	%	NO	%	TOTAL
ENG 70	35	41%	51	49%	86
ENG 80	98	62%	61	38%	159
ENG 90	104	54%	88	46%	192



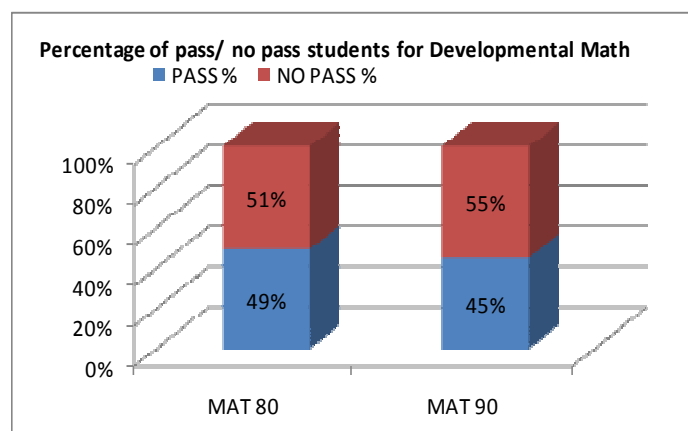
Developmental Writing Success Rates for Fall

Writing	PASS	%	NO	%	TOTAL
ENG 71	31	60%	21	40%	52
ENG 81	91	55%	73	45%	164
ENG 91	112	60%	74	40%	186



Developmental Math Success Rates

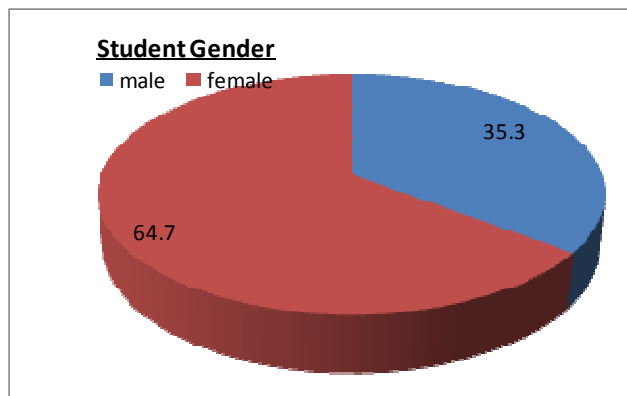
Math	PASS	%	NO PASS	%	TOTAL
MAT 80	174	49%	177	51%	351
MAT 90	86	45%	106	55%	192



GRADUATE PROFILE

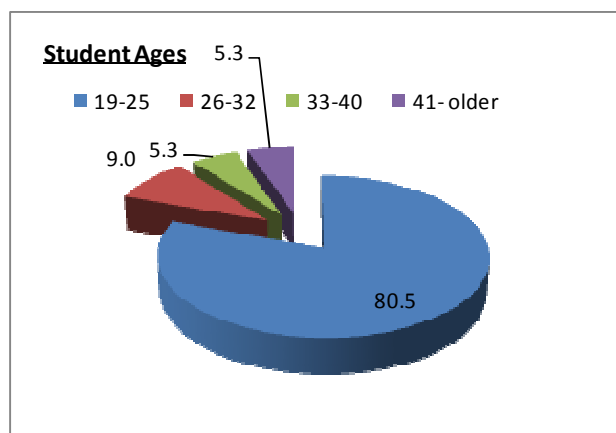
Student Gender

	Frequency	Percent
male	47	35.3
female	86	64.7
Total	133	100



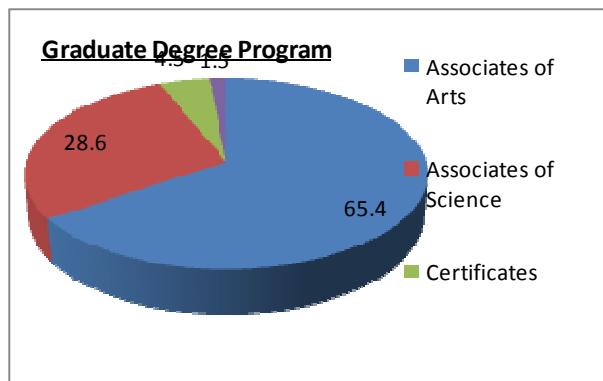
Student Age

	Frequency	Percent
19-25	107	80.5
26-32	12	9.0
33-40	7	5.3
41- older	7	5.3
Total	133	100



Graduate Degree Program

	Frequency	Percent
Associates of Arts	87	65.4
Associates of Science	38	28.6
Certificates	6	4.5
Associate of Arts & Associates of Science	2	1.5
Total	133	100



Numbers of years graduates were enrolled in ASCC

	Frequency	Percent
2 years	51	38.3
3-4 years	74	55.6
5-6 years	7	5.3
7- more years	1	0.8
Total	133	100

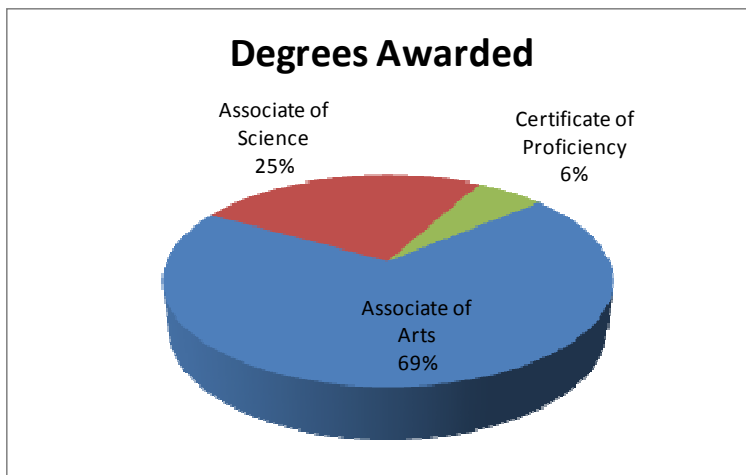
The numbers above reflect the years students were actively enrolled in 2 or more semesters per year. Possible explanations for the extended time for earning a degree could be the time students spend in developmental courses (see placements results on pg 5 and Success rates on pg 7) or because most students enroll part time. (see pg 2)



Degrees Awarded

Associate of Arts	106
Associate of Science	38
Certificate of Proficiency	9
Total	153

Total above includes double and triple majors.



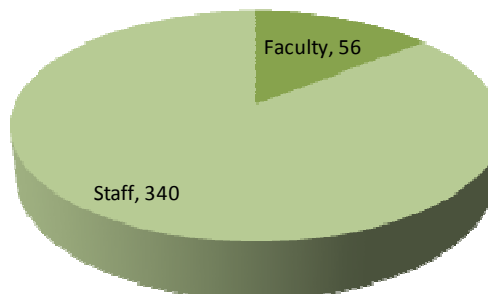
Source: Graduate Transcripts and Commencement Program

EMPLOYEES

Number of Employees as of Fall 2010

Faculty	56
Staff	340

No. of Faculty / Staff



Source: Registrar